

BSE Ltd.  
Dept of Corporate Services - CRD  
PJ Towers, Dalal Street,  
Mumbai - 400 001

July 20, 2016

National Stock Exchange of India Ltd.  
'Exchange Plaza', C-1, Block - G,  
Bandra - Kurla Complex,  
Bandra (E),  
Mumbai - 400 051

By Web upload

Dear Sirs,

Sub: Outcome of the Board Meeting held today from 1.30 p.m. to 3.45 p.m.  
Ref: Scrip Code 532663 / SASKEN

#### Financials

We are sending herewith the audited financial results (both consolidated and standalone) of the Company for the quarter ended June 30, 2016 as taken on record at the Board Meeting held today from 1.30 p.m. to 3.45 p.m.

Please also find enclosed a copy each of the following:


- Auditors' Report on (a) stand alone and (b) consolidated financial results as per Regulation 33 of SEBI (Listing Obligations and Disclosure Requirements) Regulations, 2015 ('SEBI Listing Regulations').
- Media Release being issued on this occasion.
- Communication to Analysts on Sasken's Business Performance for the quarter ended June 30, 2016.

As provided under Regulation 47(1)(b) of SEBI Listing Regulations, we will be publishing the extract of the audited consolidated financial results in the newspapers. The full format of the Quarterly Financial Results will be made available on the Company's website at [www.sasken.com](http://www.sasken.com). We will be uploading the Financial Results on the Stock Exchanges websites: BSE Limited ([www.bseindia.com](http://www.bseindia.com)) and National Stock Exchange of India Limited ([www.nseindia.com](http://www.nseindia.com)).

Immediately after the conclusion of the Board Meeting, we had our Annual General Meeting at 4.00 p.m. and it was concluded by 5.00 p.m. Therefore, we could not immediately communicate the said results to the stock exchanges. Please condone the delay.

Thanking you,

Yours faithfully  
For Sasken Communication Technologies Ltd.

  
S. Prasad  
Associate Vice President & Company Secretary  
Encl.

.....

**Sasken Communication Technologies Ltd.**

139/25, Domlur Ring Road, Bengaluru - 560 071, India.  
CIN - L72100KA1989PLC014226, E-mail - [info@sasken.com](mailto:info@sasken.com)

T - 91 80 6694 3000, F - 91 80 2535 1133

[www.sasken.com](http://www.sasken.com)

PART I					
Sl. No.	Particulars	Quarter ended		Year ended	
		June 30, 2016	March 31, 2016	June 30, 2015	March 31, 2016
1	Net Sales/Income from Operations	12,177.51	11,982.19	10,927.81	48,316.74
2	Expenditure				
	a. Cost of materials consumed	2.86	7.56	6.53	18.84
	b. Purchases of Stock-In-Trade	-	-	-	-
	c. Changes in Work-In-Progress and Stock-In-Trade	25.37	(150.06)	(20.45)	(203.16)
	d. Employee benefit expense	8,426.72	8,604.95	7,974.80	34,275.58
	e. Depreciation and amortisation expense	176.71	168.78	173.22	660.08
	f. Other expenses	1,826.15	2,566.74	1,938.83	9,508.50
	Total	10,457.81	11,197.97	10,072.93	44,259.84
3	Profit/(Loss) from Operations before Other Income, Finance costs and Exceptional Items (1-2)	1,719.70	784.22	854.88	4,056.90
4	Other Income	485.75	355.46	647.86	1,620.29
5	Profit before finance costs and Exceptional Items (3+4)	2,205.45	1,139.68	1,502.74	5,677.19
6	Finance costs	3.46	7.87	0.85	18.89
7	Profit after finance costs but before Exceptional Items (5-6)	2,201.99	1,131.81	1,501.89	5,658.30
8	Exceptional income/(expenses)				
	Consideration for Assignment of IP Rights	-	29,812.50	-	29,812.50
	Employee related payments (Previous period / year includes managerial remuneration of Rs 784.38 lakhs)	-	(2,884.38)	-	(2,884.38)
	Impairment of investment/ goodwill and other receivables	-	(3,633.85)	-	(3,633.85)
	Total	-	23,294.27	-	23,294.27
9	Profit from Ordinary Activities before tax (7+8)	2,201.99	24,426.08	1,501.89	28,952.57
10	Tax expense	641.23	6,962.60	516.48	8,323.32
11	Net Profit from Ordinary Activities after tax (9-10)	1,560.76	17,463.48	985.41	20,629.25
12	Extraordinary Item (net of tax expense)	-	-	-	-
13	Net Profit for the period (11-12)	1,560.76	17,463.48	985.41	20,629.25
14	Paid-up equity share capital (at par Value of Rs.10 each)	1,771.98	1,771.98	2,135.84	1,771.98
15	Reserves excluding revaluation reserves	49,596.14	48,129.05	43,481.45	48,129.05
16	Earnings Per Share (EPS) (not annualised) (In Rs.)				
	a) Basic and diluted EPS before Exceptional items				
	- Basic	8.81	2.20	4.62	18.46
	- Diluted	8.81	2.20	4.61	18.46
	b) Basic and diluted EPS after Exceptional items				
	- Basic	8.81	98.55	4.62	107.14
	- Diluted	8.81	98.55	4.61	107.14



SASKEN COMMUNICATION TECHNOLOGIES LIMITED  
 139/25, RING ROAD, DOMLUR, BANGALORE 560 071  
 AUDITED CONSOLIDATED FINANCIAL RESULTS FOR THE QUARTER ENDED JUNE 30, 2016

(Rs. in lakhs)


Sl. No.		Quarter ended			Year ended
		June 30, 2016	March 31, 2016	June 30, 2015	March 31, 2016
1	Segment Revenue				
a.	Software Services	11,998.50	11,731.50	10,692.11	47,271.26
b.	Software Products	298.90	318.02	168.48	2,007.49
c.	Others	55.11	84.95	67.22	303.06
	Total	12,352.51	12,134.47	10,927.81	49,581.81
	Less: Inter segment revenue	175.00	152.28		1,265.07
	Net Sales/Income from Operations	12,177.51	11,982.19	10,927.81	48,316.74
2	Segment Results (Profit+)/Loss(-) before tax and interest from each segment)				
a.	Software Services	3,373.41	3,144.13	3,145.99	12,870.67
b.	Software Products	162.13	226.87	(50.98)	1,289.61
c.	Others	10.36	10.94	12.89	81.13
	Total	3,545.90	3,381.94	3,107.90	14,241.41
	Less: i) Finance costs	3.46	7.87	0.85	18.89
	ii) Other un-allocable expenditure net off un-allocable Income	1,404.64	2,265.07	1,708.54	8,719.57
	iii) Exchange loss/ (gain)	(64.19)	(22.81)	(103.38)	(155.35)
	Add: Exceptional income/(expenses)				
	Consideration for Assignment of IP Rights	-	29,812.50	-	29,812.50
	Employee related payments (Previous period / year includes managerial remuneration of Rs 784.38 lakhs)	-	(2,884.38)	-	(2,884.38)
	Impairment of investment/ goodwill and other receivables	-	(3,633.85)	-	(3,633.85)
	Total	-	23,294.27	-	23,294.27
	Total Profit/(Loss) before tax	2,201.99	24,426.08	1,501.89	28,952.57
3	Capital Employed - (Segment Assets - Segment Liabilities)				
a.	Software Services	6,418.49	6,956.88	7,942.63	6,956.88
b.	Software Products	165.48	253.44	114.09	253.44
c.	Others	6.72	26.46	43.74	26.46
	Sub total	6,590.69	7,236.78	8,100.46	7,236.78
d.	Unallocable Corporate Assets	49,879.78	49,166.52	42,432.62	49,166.52
	Less: Corporate Liabilities	(5,102.35)	(6,502.27)	(4,915.79)	(6,502.27)
	Total Capital Employed	51,368.12	49,901.03	45,617.29	49,901.03



SASKEN COMMUNICATION TECHNOLOGIES LIMITED  
 139/25, RING ROAD, DOMLUR, BENGALURU - 560 071  
 AUDITED CONSOLIDATED FINANCIAL RESULTS FOR THE QUARTER ENDED JUNE 30, 2016

(Rs. in lakhs)

Sl. No.	Particulars	Quarter ended			Year ended
		June 30, 2016	March 31, 2016	June 30, 2015	March 31, 2016
	<b>Segment Assets</b>				
a.	Software Services	13,295.05	14,133.85	12,719.94	14,133.85
b.	Software Products	196.15	312.55	242.68	312.55
c.	Others	133.78	154.76	162.06	154.76
	Other Un-allocable Assets	49,879.78	49,166.52	42,432.62	49,166.52
	<b>Total Segment Assets</b>	<b>63,504.76</b>	<b>63,767.68</b>	<b>55,557.30</b>	<b>63,767.68</b>
	<b>Segment Liabilities</b>				
a.	Software Services	6,876.56	7,176.97	4,777.31	7,176.97
b.	Software Products	30.67	59.11	128.59	59.11
c.	Others	127.06	128.30	118.32	128.30
	Other Un-allocable Liabilities	5,102.35	6,502.27	4,915.79	6,502.27
	<b>Total Segment Liabilities</b>	<b>12,136.64</b>	<b>13,866.65</b>	<b>9,940.01</b>	<b>13,866.65</b>
	<b>Net Capital Employed</b>	<b>51,368.12</b>	<b>49,901.03</b>	<b>45,617.29</b>	<b>49,901.03</b>



PART I					
Sl. No.	Particulars	Quarter ended			Year ended
		June 30, 2016	March 31, 2016	June 30, 2015	March 31, 2016
1	Net Sales/Income from Operations	10,014.68	10,112.01	9,012.01	40,192.40
2	Expenditure				
	a. Cost of materials consumed	-	-	-	-
	b. Purchases of Stock-In-Trade	-	-	-	-
	c. Changes in Work-In-Progress	25.37	(150.06)	(20.45)	(203.16)
	d. Employee benefits expense	7,061.44	7,283.68	6,656.41	29,058.35
	e. Depreciation and amortization expense	159.37	150.41	152.93	586.04
	f. Other expenses	1,590.05	2,292.86	1,597.27	8,267.82
	Total	8,836.23	9,576.89	8,386.16	37,709.05
3	Profit/(Loss) from Operations before Other Income, finance costs and Exceptional Items (1-2)	1,178.45	535.12	625.85	2,483.35
4	Other Income	781.52	911.61	651.48	3,132.99
5	Profit before finance costs and Exceptional Items (3+4)	1,959.97	1,446.73	1,277.33	5,616.34
6	Finance costs	-	-	-	-
7	Profit after finance costs but before Exceptional Items (5-6)	1,959.97	1,446.73	1,277.33	5,616.34
8	Exceptional income/(expenses)				
	Consideration for Assignment of IP Rights	-	29,812.50	-	29,812.50
	Employee related payments (Previous period / year includes managerial remuneration of Rs 784.38 lakhs)	-	(2,884.38)	-	(2,884.38)
	Diminution in value of investments in Subsidiaries/others	-	(3,594.85)	-	(3,594.85)
	Total	-	23,333.27	-	23,333.27
9	Profit from Ordinary Activities before tax (7+8)	1,959.97	24,780.00	1,277.33	28,949.61
10	Tax expense	553.27	6,924.22	485.49	8,055.22
11	Net Profit from Ordinary Activities after tax (9-10)	1,406.70	17,855.78	791.84	20,894.39
12	Extraordinary Item (net of tax expense)	-	-	-	-
13	Net Profit for the period (11-12)	1,406.70	17,855.78	791.84	20,894.39
14	Paid-up equity share capital (at par Value of Rs.10 each)	1,771.98	1,771.98	2,135.84	1,771.98
15	Reserves excluding revaluation reserves	49,420.99	48,103.29	43,140.10	48,103.29
16	Earnings Per Share (EPS) (not annualised) (In Rs.)				
	a) Basic and diluted EPS before Exceptional items				
	- Basic	7.94	4.19	3.71	19.64
	- Diluted	7.94	4.19	3.71	19.64
	b) Basic and diluted EPS after Exceptional items				
	- Basic	7.94	100.77	3.71	108.51
	- Diluted	7.94	100.77	3.71	108.51



Sl. No.		Quarter ended			Year ended
		June 30, 2016	March 31, 2016	June 30, 2015	March 31, 2016
1	Segment Revenue				
a.	Software Services	9,988.74	10,061.65	8,969.97	40,018.87
b.	Software Products	25.94	50.36	42.04	173.53
	Total	10,014.68	10,112.01	9,012.01	40,192.40
	Less :Inter segment revenue	-	-	-	-
	Net Sales/Income from Operations	10,014.68	10,112.01	9,012.01	40,192.40
2	Segment Results (Profit+)/Loss(-) before tax and interest from each segment)				
a.	Software Services	2,858.76	2,893.20	2,717.49	11,872.71
b.	Software Products	(12.10)	3.90	(20.33)	(46.41)
	Total	2,846.66	2,897.10	2,697.16	11,826.30
	Less: i) Finance costs	-	-	-	-
	ii) Other un-allocable expenditure net of un-allocable Income	951.56	1,503.74	1,544.96	6,512.85
	iii) Exchange (gain)/loss	(64.87)	(53.37)	(125.13)	(302.89)
	Add: Exceptional income/(expenses)				
	Consideration for Assignment of IP Rights	-	29,812.50	-	29,812.50
		-	(2,884.38)	-	(2,884.38)
	Employee related payments (Previous period / year includes managerial remuneration of Rs 784.38 lakhs)	-	(3,594.85)	-	(3,594.85)
	Diminution in value of investments in Subsidiaries/others	-	(3,594.85)	-	(3,594.85)
	Total	-	23,333.27	-	23,333.27
	Total Profit before tax	1,959.97	24,780.00	1,277.33	28,949.61
3	Capital Employed (Segment Assets - Segment Liabilities)				
a.	Software Services	3,285.41	4,058.09	5,374.68	4,058.09
b.	Software Products	(4.41)	(41.03)	(43.47)	(41.03)
	Sub total	3,281.00	4,017.06	5,331.21	4,017.06
c.	Unallocated Corporate Assets	52,647.70	52,078.30	44,702.36	52,078.30
	Less : Corporate Liabilities	(4,735.73)	(6,220.09)	(4,757.63)	(6,220.09)
	Total Capital Employed	51,192.97	49,875.27	45,275.94	49,875.27



SASKEN COMMUNICATION TECHNOLOGIES LIMITED  
 139/25, RING ROAD, DOMLUR, BENGALURU - 560 071  
 AUDITED FINANCIAL RESULTS FOR THE QUARTER ENDED JUNE 30, 2016

(Rs. in lakhs)

Sl. No.	Particulars	Quarter ended			Year ended
		June 30, 2016	March 31, 2016	June 30, 2015	March 31, 2016
	<b>Segment Assets</b>				
a.	Software Services	9,673.68	10,672.70	9,126.69	10,672.70
b.	Software Products	27.63	6.28	25.60	6.28
	Other Un-allocable Assets	52,647.70	52,078.30	44,702.36	52,078.30
	<b>Total Segment Assets</b>	<b>62,349.01</b>	<b>62,757.28</b>	<b>53,854.65</b>	<b>62,757.28</b>
	<b>Segment Liabilities</b>				
a.	Software Services	6,388.27	6,614.61	3,752.01	6,614.61
b.	Software Products	32.04	47.31	69.07	47.31
	Other Un-allocable Liabilities	4,735.73	6,220.09	4,757.63	6,220.09
	<b>Total Segment Liabilities</b>	<b>11,156.04</b>	<b>12,882.01</b>	<b>8,578.71</b>	<b>12,882.01</b>
	<b>Net Capital Employed</b>	<b>51,192.97</b>	<b>49,875.27</b>	<b>45,275.94</b>	<b>49,875.27</b>



**NOTES:**

- 1) The above audited results were taken on record by the Board of Directors of the Company at its meeting held on July 20, 2016.
- 2) The results are based on the consolidated financial statements prepared by the Company's management in accordance with the accounting principles generally accepted in India, including the Accounting Standards specified under Section 133 of the Companies Act 2013. The standalone financial results are made available to the Stock Exchanges where the Company's securities are listed and are posted on the Company's website [www.sasken.com](http://www.sasken.com).
- 3) Following are the particulars of the Company (on a standalone basis):

Particulars	Amount in Rs. Lakhs			
	Quarter ended		Year ended	
	June 30, 2016	March 31, 2016	June 30, 2015	March 31, 2016
Turnover	10,014.68	10,112.01	9,012.01	40,192.40
Profit before Tax	1,959.97	24,780.00	1,277.33	28,949.61
Profit after Tax	1,406.70	17,855.78	791.84	20,894.39

- 4) The following amounts are due from/ (payable to) subsidiaries:

Company	Amount in Rs. Lakhs	
	As at June 30, 2016	As at March 31, 2016
	<i>Other Balances (Net)</i>	
Sasken Network Engineering Ltd.	(67.87)	(69.55)
Sasken Communication Technologies Mexico S.A. de C.V.	(1.93)	(1.90)
Sasken Communication Technologies (Shanghai) Co. Ltd.	(142.59)	(139.90)
Sasken Finland OY	3.31	-
Sasken Inc	(135.29)	(67.31)

- 5) Employee Stock Option Plan: There are no options outstanding as at June 30, 2016.
- 6) Exceptional income/expenses

During the previous year ended March 31, 2016, an arbitration proceeding was initiated by one of the customers of the Company and both parties had preferred certain claims. In March 2016, the two parties entered into a settlement agreement whereby both parties mutually agreed to stop the arbitration proceedings and the Company received a consideration of USD 45 million (equivalent to Rs. 29,812.50 lakhs) for assignment of its rights in the independently owned IPR and foreground information, which had been recognized as an exceptional item. Further, in relation to the above, a provision towards employee payments amounting to Rs. 2,100.00 lakhs and managerial remuneration amounting to Rs. 784.38 lakhs had also been recorded as an exceptional item.

In the previous year, the Company had evaluated certain long term investments for the purpose of determination of potential diminution in value of investments and based on such evaluation and determination, a provision for diminution in the value of investment as at March 31, 2016





amounting to Rs. 3,594.85 lakhs/Rs.3,633.85 lakhs, respectively, had been recorded as an exceptional item in the standalone and consolidated financial statements.

Sasken Inc., a wholly owned subsidiary, had evaluated its long term investment for the purpose of determination of potential diminution in value of investment and based on such evaluation and determination, a provision for diminution in the value of investment as at March 31, 2016 amounting to USD 5.064 million (Rs.3,393.98 lakhs) had been recorded as an exceptional item.

- 7) An application for the merger of Sasken Network Engineering Limited (SNEL), a wholly owned subsidiary of Sasken Communication Technologies Limited (SCTL), with the holding company was filed in the Hon'ble High Court of Karnataka on March 30, 2016. The Hon'ble High Court of Karnataka on April 01, 2016 passed orders dispensing with the meetings of the equity shareholders and unsecured creditors of SNEL for approving the Scheme of Amalgamation. SNEL has filed a petition before the Hon'ble High Court of Karnataka and the said petition is pending before the Court.
- 8) Previous period/year figures have been re-grouped/re-arranged, wherever necessary to conform to the current period's/year's presentation.

For Sasken Communication Technologies Ltd.

  
Rajiv C Mody  
Chairman and Managing Director  
DIN: 00092037

Place: Bengaluru  
Date: July 20, 2016




**Auditor's Report On Quarterly Financial Results of the Company Pursuant to the Regulation 33 of the SEBI (Listing Obligations and Disclosure Requirements) Regulations, 2015**

**To**

**Board of Directors of Sasken Communication Technologies Limited**

1. We have audited the quarterly financial results of Sasken Communication Technologies Limited for the quarter ended June 30, 2016, attached herewith, being submitted by the Company pursuant to the requirement of Regulation 33 of the SEBI (Listing Obligations and Disclosure Requirements) Regulations, 2015. These quarterly financial results have been prepared on the basis of the interim financial statements, which are the responsibility of the Company's management and have been approved by the Board of Directors. Our responsibility is to express an opinion on these financial results based on our audit of such interim financial statements, prepared in accordance with recognition and measurement principles laid down in Accounting Standard 25 "Interim Financial Reporting", specified under section 133 of the Companies Act, 2013 and other accounting principles generally accepted in India.
2. We conducted our audit in accordance with the auditing standards generally accepted in India. Those standards require that we plan and perform the audit to obtain reasonable assurance about whether the financial results are free of material misstatement(s). An audit includes examining, on a test basis, evidence supporting the amounts disclosed as financial results. An audit also includes assessing the accounting principles used and significant estimates made by management. We believe that our audit provides a reasonable basis for our opinion.
3. In our opinion and to the best of our information and according to the explanations given to us these quarterly financial results:
  - i. are presented in accordance with the requirements of Regulation 33 of the SEBI (Listing Obligations and Disclosure Requirements) Regulations, 2015, in this regard; and
  - ii. give a true and fair view of the net profit and other financial information for the quarter ended June 30, 2016.

For S.R. BATLIBOI & ASSOCIATES LLP  
ICAI Firm Registration Number: 101049W/E300004  
Chartered Accountants

  
per Chandra Kumar Rampuria  
Partner  
Membership No.: 055729  
Place: Bengaluru  
Date: July 20, 2016




**Auditor's Report on Quarterly Consolidated Financial Results of the Company Pursuant to the Regulation 33 of the SEBI (Listing Obligations and Disclosure Requirements) Regulations, 2015**

To,

**Board of Directors of Sasken Communication Technologies Limited**

1. We have audited the quarterly consolidated financial results of Sasken Communication Technologies Limited for the quarter ended June 30, 2016, attached herewith, being submitted by the Company pursuant to the requirement of Regulation 33 of the SEBI (Listing Obligations and Disclosure Requirements) Regulations, 2015. These consolidated quarterly financial results have been prepared from consolidated interim financial statements, which are the responsibility of the Company's management and has been approved by the Board of Directors. Our responsibility is to express an opinion on these consolidated financial results based on our audit of such consolidated interim financial statements, which have been prepared in accordance with recognition and measurement principles laid down in Accounting Standard 25 "Interim Financial Reporting", specified under section 133 of the Companies Act, 2013 read with relevant rules issued thereunder and other accounting principles generally accepted in India.
2. We conducted our audit in accordance with the auditing standards generally accepted in India. Those standard require that we plan and perform the audit to obtain reasonable assurance about whether the financial results are free of material misstatement(s). An audit includes examining, on a test basis, evidence supporting the amounts disclosed as financial results. An audit also includes assessing the accounting principles used and significant estimates made by management. We believe that our audit provides a reasonable basis for our opinion.
3. We did not audit the financial statements of two subsidiaries included in the consolidated quarterly financial results, whose consolidated interim financial statements reflect total assets of Rs. 2,878.88 lakhs as at June 30, 2016; as well as the total revenue (including other income) of Rs. 1,406.80 lakhs for the quarter ended June 30, 2016. These interim financial statements and other financial information have been audited by other auditors whose reports have been furnished to us, and our opinion on the quarterly financial results, to the extent they have been derived from such interim financial Statements is based solely on the report of such other auditors.
4. In our opinion and to the best of our information and according to the explanations given to us these consolidated quarterly financial results:
  - (i) include the quarterly financial results of the following entities :
    - a) Sasken Communication Technologies Limited ('Sasken' or 'the Company'),
    - b) Sasken Network Engineering Limited ('SNEL'),
    - c) Sasken Communication Technologies Mexico, S.A. De C.V ('Sasken Mexico'),
    - d) Sasken Communication Technologies (Shanghai) Co. Ltd. ('Sasken China'),
    - e) Sasken Finland Oy ('Sasken Finland'),
    - f) Sasken Inc. USA (Sasken, USA), and
    - g) ConnectM Technology Solutions Pvt. Ltd ('ConnectM')
  - (ii) have been presented in accordance with the requirements of Regulation 33 of the SEBI (Listing Obligations and Disclosure Requirements) Regulations, 2015, in this regard; and
  - (iii) give a true and fair view of the consolidated net profit and other financial information for the quarter ended June 30, 2016.



# **S.R. BATLIBOI & ASSOCIATES LLP**

Chartered Accountants


## **Other Matter**

The accompanying consolidated financial statements include total assets of Rs. 180.45 lakhs as at June 30, 2016 and total revenues (including other income) of Rs. 55.97 lakhs for the quarter ended June 30, 2016 in respect of one jointly controlled entity, which has not been audited, which unaudited interim financial statements and other unaudited financial information have been furnished to us. Our opinion, in so far as it relates to the amounts and disclosures included in respect of the jointly controlled entity, is based solely on such unaudited interim financial statements and other unaudited financial information. In our opinion and according to the information and explanations given to us by the Management, these interim financial statements and other financial information are not material to the Group.

**For S.R. BATLIBOI & ASSOCIATES LLP**

ICAI Firm Registration Number: 101049W/E300004

Chartered Accountants



**per Chandra Kumar Rampuria**

Partner

Membership No.: 055729

Place: Bengaluru

Date: July 20, 2016



**Media Release - FOR IMMEDIATE RELEASE**

**Bangalore, 20 July 2016:** Sasken Communication Technologies Limited (BSE: 532663, NSE: SASKEN) today announced its consolidated results according to Indian GAAP for the quarter ended June 30, 2016.

Speaking on the occasion, Rajiv C Mody, Chairman, Managing Director & CEO, Sasken Communication Technologies said: Our focused efforts to deliver a quarter on quarter growth has paid dividends. We continue to make a concerted effort to pursue growth initiatives taken by building on our capability set and strengthening our offering portfolio. In some areas such as providing product engineering services around the Android ecosystem system we are now acknowledged as the market leader, while in Digital IT we have executed and delivered integrated solutions for the Transportation and Wireless carriers that are trail blazers. We remain committed to doing our best to continue on this growth trajectory and increasing the momentum in the coming quarters.

**Performance Snapshot for the Quarter: Q1 FY 17**

- Consolidated Revenues for Q1 FY 17 at ₹ 121.78 Crore
  - Up 1.6 % over the previous quarter
  - Up 11.4 % YoY from Q1 FY 16
- Consolidated EBIDTA for Q1 FY 17 at ₹ 18.96 Crore
  - Up 99.0 % sequentially over the previous quarter
  - Up 84.5 % YoY from Q1 FY 16
- Consolidated PAT for Q1 FY 17 at ₹ 15.61 Crore
  - Down 91.1 % sequentially over the previous quarter
  - Up 58.4 % YoY from Q1 FY 16
  - PAT Margins for the quarter at 12.8 %

**Key Business metrics for the Quarter: Q1 FY 17**

- Software services revenues for Q1 FY 17 at ₹ 118.24 Crore
  - Up 2.1 % sequentially over the previous quarter
  - Up 10.6 % YoY from Q1 FY 16
- Products group revenues for Q1 FY 17 at ₹ 2.99 Crore
  - Down 6.0 % sequentially over the previous quarter
  - Up 77.4 % YoY from Q1 FY 16
- Consolidated EBIDTA margins were at 15.6 %.
  - Services EBIDTA margins were at 15.1 %
  - Products EBIDTA margins were at 41.8 %
- Revenue contribution from
  - the Top five customers stood at 46.2 % and
  - from Top 10 customers at 67.0 %
- Consolidated EPS was at ₹ 8.81 for the quarter
- Added 15 new customers during the quarter taking the total number of active customers to 146

A fact sheet providing the operating metrics for the company and a presentation for analysts can be downloaded from the investor section of the corporate website [www.sasken.com](http://www.sasken.com)

**About Sasken:**

Sasken is a global leader in providing embedded R&D services, comprehensive testing services, IT infrastructure services and application development & data services to device OEMs, network OEMs, semiconductor vendors, operators and retail & insurance enterprises across the world. Global Fortune 500 and Tier 1 companies in these segments are part of Sasken's customer profile.





Sasken's solutions are backed by ISO 9001:2000, ISO 27001 and TL 9000 certifications. Sasken's proprietary quality management systems strengthen our business offerings and ensure client satisfaction. Sasken's commitment to environment is highlighted by its ISO 14001 certification.

For further information please visit [www.sasken.com](http://www.sasken.com)

**Disclaimer on Forward Looking Statements:**

Certain statements in this release concerning our future growth prospects are forward-looking statements, which involve a number of risks and uncertainties that could cause actual results to differ materially from those in such forward-looking statements due to risks or uncertainties associated with our expectations with respect to, but not limited to, our ability to successfully implement our strategy and our growth and expansion plans, technological changes, our exposure to market risks, general economic and political conditions in India which have an impact on our business activities or investments, changes in the laws and regulations that apply to the Indian IT services industry, including with respect to tax incentives and export benefits, adverse changes in foreign laws, including those relating to outsourcing and immigration, increasing competition in and the conditions of the Indian and global IT services industry, the prices we are able to obtain for our services, wage levels in India for IT professionals, the loss of significant customers the monetary and interest policies of India, inflation, deflation, unanticipated turbulence in interest rates, foreign exchange rates, equity prices or other rates or prices, the performance of the financial markets in India and globally, changes in domestic and foreign laws, regulations and taxes and changes in competition in the information technology/ telecommunication industries. Additional risks that could affect our future operating results are more fully described in our Red herring filing. The company does not undertake to update any forward-looking statement that may be made from time to time by or on behalf of the Company.

**Spokesperson:**

**Swami Krishnan**

VP Corporate Communication & EE

E: [pr@sasken.com](mailto:pr@sasken.com)

T: +91 9743979264

A handwritten signature in black ink, appearing to be "SK", is written over a circular stamp. The stamp contains some illegible text and a central emblem.

	Q1 FY 17	Q4 FY 16	Q3 FY 16	Q2 FY 16	Q1 FY 16	Q4 FY 15	Q3 FY 15	Q2 FY 15
<b>Employee Metrics</b>								
Employees, period end								
Total Employees (Consolidated)	2,057	2,118	2,084	1,968	1,925	1,919	1,916	1,889
Services S/W, Product S/W and technical professionals	1,821	1,887	1,833	1,714	1,675	1,706	1,704	1,687
Corporate	236	231	251	254	250	213	212	202
<b>Hiring Metrics</b>								
Gross Adds	124	192	259	199	151	150	161	151
Net Adds	(61)	34	116	43	6	3	27	31
<b>Attrition % Annualized (Based on Voluntary attrition only)</b>								
Attrition % Annualized (Based on Voluntary attrition only)	21.3%	20.6%	20.9%	25.1%	25.0%	25.0%	24.0%	21.8%
<b>Attrition % LTM (Based on Voluntary attrition only)</b>								
Attrition % LTM (Based on Voluntary attrition only)	22.2%	20.3%	22.9%	24.4%	23.7%	23.8%	24.8%	26.7%
<b>Revenue by geography - Consolidated (In %)</b>								
North America	33%	32%	33%	30%	31%	34%	35%	34%
EMEA	32%	30%	29%	35%	35%	32%	36%	36%
India	28%	28%	26%	26%	24%	22%	20%	20%
APAC	7%	10%	13%	9%	10%	12%	9%	10%
<b>Client Concentration (In %)</b>								
Top 5 client contribution to revenues	46.2%	47.3%	45.7%	49.0%	50.2%	50.6%	49.0%	46.4%
Top 10 client contribution to revenues	67.0%	66.2%	63.7%	69.0%	67.1%	67.2%	65.9%	64.7%
<b>Relationships with Tier 1 Customers - Services+Products</b>								
< 1 Million dollar customers - Trailing 12 months	13	12	12	12	12	13	10	9
1 < >3 Million dollar customers - Trailing 12 months	4	5	5	6	6	5	7	7
3 < >10 Million dollar customers - Trailing 12 months	5	5	6	5	5	6	6	7
10 < >20 Million dollar customers - Trailing 12 months	1	1	1	1	1	1		
> 20 Million dollar customers - Trailing 12 months								
<b>Utilization, including trainees (Services Only - In %)*</b>								
Utilization, including trainees (Services Only - In %)*	79.7%	79.2%	83.2%	82.0%	78.1%	74.9%	74.2%	72.1%
<b>Revenue Split (Products Only) ( In ₹ Million)</b>								
License fees					-	2	-	-
Royalties	11	16	13	14	17	15	16	13
Customization	19	16	40	86	-	13	12	22
<b>Revenue Split (Services Only) ( In ₹ Million)</b>								
Onsite	481	450	459	468	432	422	465	473
Offshore	701	725	743	711	637	585	575	568
<b>Revenue by Project Type (Services Only) ( In ₹ Million)</b>								
Time and Material (including compensation)	938	968	996	997	918	881	936	928
Fixed Price	244	206	206	182	151	126	104	113

\*Note: Services Utilization rehased including Management numbers for Utilization calculations retrospectively; excludes exceptional item unless explicitly stated



Dear Analyst,

It is my pleasure to highlight the business performance of the Sasken Group for the first quarter ended 30th June 2016.

We must point out that certain statements made here or those we make subsequently in response to your queries concerning our future growth prospects are forward-looking statements. Please read the Safe Harbor clause in the second slide of *our presentation* for full details.

Let me begin by walking you through our financials for the First Quarter for Fiscal 2017. In the First Quarter of Fiscal '17 the consolidated revenues for the Sasken Group increased by 1.6% over the previous quarter to Rs. 121.78 crores. Consolidated Earnings before Interest, Depreciation, Taxes and Amortization cost for the first quarter fiscal '17 were Rs. 18.96 crores, an increase of 99% sequential. In percentage terms, the consolidated EBITDA margin stood at 15.6%. Consolidated PAT for Q1 fiscal '17 was at Rs. 15.61 crores, down by 91.10% over the previous quarter. This is due to an exceptional item in the last quarter. PAT margins for the quarter were 12.8%. Software Services revenue for the quarter were at Rs. 118.24 crores, an increase of 2.1% over the previous quarter. Software product revenues for the quarter were Rs. 2.99 crores, a decrease of 6% over the previous quarter. Services EBITDA margin for the quarter was at 15.1%. Product EBITDA margin was at 41.8%. Consolidated earnings per share for the 1st quarter were Rs. 8.81. Cash and cash equivalents were Rs. 376.36 crores as of June 30th, 2016.

#### People

On the people front, the headcount for the Sasken Group stood at 2,057 as of June 30, 2016. We continue to attract talent comprising both freshers and laterals in keeping with our business needs. We are taking several measures including enhancing employee engagement and development to stem attrition, which currently stands at 22.2%. As a company that prides in its technology prowess, we provide multiple opportunities for our talent pool to retain their edge and be amongst the best in the industry. Utilization for the quarter averaged 79.7% and is expected to be around the same percentage in the coming quarters.

#### Customers

We have successfully added 15 new customers during the quarter taking the total number of active customers to 146.

I will now provide key highlights related to our services business.

As a leader in providing Engineering R&D services, we invest to keep pace with the rapidly changing technology and business landscape. We have carefully built a reputation of being a dependable partner in providing world class Product Engineering Services. Our customers have relied on us to take up complex and critical engineering problems and solve them. We have contributed significantly to product development, sustenance and testing for several marquee customers. We have made a segue into the realm of digital IT by capitalizing on our unparalleled understanding of silicon





platforms, wireless communication and smart devices. We are now well ensconced in this realm and poised to achieve scale.

In the automotive electronics space, we continue to enlarge our footprint and have been entrusted to build an auto grade Linux based In-Vehicle Infotainment on the latest silicon platform of one of the world's largest semiconductor vendors. We continue to help a tier 1 automotive leader keep pace with the evolution of standards and technologies in connectivity as well as deliver in-vehicle connectivity solutions.


Our work with another leading semiconductor manufacturer entails the provision of comprehensive testing and triaging services for their wireless platforms. We are working with a smart home solution in the IoT space and are engaged with a leading semiconductor vendor to provide a testing lab for products that address this market.

In the smart and rugged devices space, we continue to help leaders keep pace with the evolution of Android. In the rugged device space, we are helping two of the biggest names continue their journey to build products on Android based platforms. These devices serve critical applications such as managing enterprise assets by incorporating multiple technologies that help automate and streamline logistic processes. We are building an automation framework to provide critical testing services to two of the flagship rugged devices of the global leader in the space.


Our deep decade long engagement with a leading Japanese smart device vendor has grown significantly. We now have the responsibility to support their global application suite. The scope also covers applications provided by third parties. This is in addition to providing them with comprehensive field testing services.

In the Digital IT space, we are already engaged in with a large European conglomerate to build a suite of applications addressing the transportation space within the Smart City vision. This quarter, we were chosen as the mobility development partner for this initiative with the objective of building out a suite of mobile applications aimed at the commuter, which will help create an end-to-end value proposition. We also expanded our relationship with a leading European mobile virtual network operator (MVNO) to develop a cloud-based Actionable Insights Platform that will help key stakeholders across the enterprise uncover insights from large volumes of data. We continued to work on developing a variety of solution concepts in the Physical to Digital (P2D) domain, leveraging the power of Internet of Things (IoT) to transform processes and enable better customer engagement for brands.

We are working with one of the leading messaging platforms which has over a hundred million users. Our testing services ensure that the messaging application works flawlessly across all mobile platforms. Our testing and quality assurance team in tandem with their product development team ensures that the messaging platform provides a highly reliable means of communication on extant and new smart devices.



We thank you for your interest in Sasken and your continued support. My team and I are committed to always hold all our stakeholders in trust.



Rajiv C Mody

Chairman, Managing Director and CEO

Sasken Communication Technologies Limited

